

**MEM Washstand fitting with electronic opening and closing function without pop-up waste - Chrome**

MEM

44 521 782



- 165mm projection
  - Infrared sensor technology
  - height of mixer 313 mm
  - height up to aerator 206 mm
  - hole diameter 35 mm
  - fixed spout
  - max. flow 5.7 l/min
  - rectangular, air-enriched flow
  - suitable for thermal disinfection
  - Automatic shut-off after pre-set time is reached
  - Indirect temperature control (undercounter)
  - Control box included
  - Adjustable sensor detection range
  - Battery or plug-in power supply operated (batteries not included)
  - 4x AA (1.5V) batteries required
  - lead-free
  - 1x screw-in M 8 x 1 pressure hose, leak-tested
  - This product can help a building meet the requirements of Green Building Rating Systems, e.g. LEED®, BREEAM®, DGNB
- Batteries not included

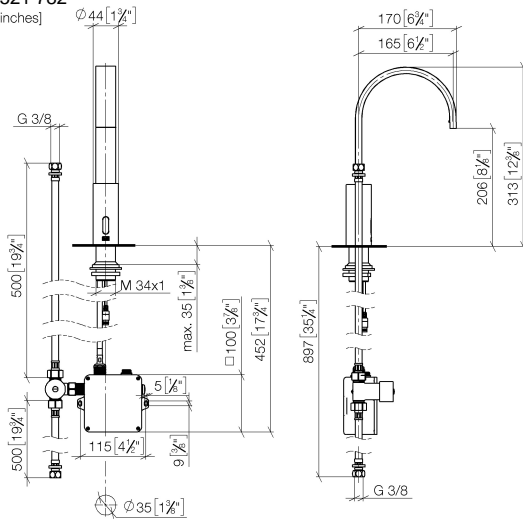
	Chrome	44 521 782-00
	Brushed Platinum	44 521 782-06
	Platinum	44 521 782-08
	Dark Chrome	44 521 782-19
	Brushed Durabronze (23kt Gold)	44 521 782-28
	Matte Black	44 521 782-33
	Champagne (22kt Gold)	44 521 782-47
	Brushed Chrome	44 521 782-93
	Brushed Dark Platinum	44 521 782-99

**MEM Washstand fitting with electronic opening and closing function without pop-up waste - Chrome**

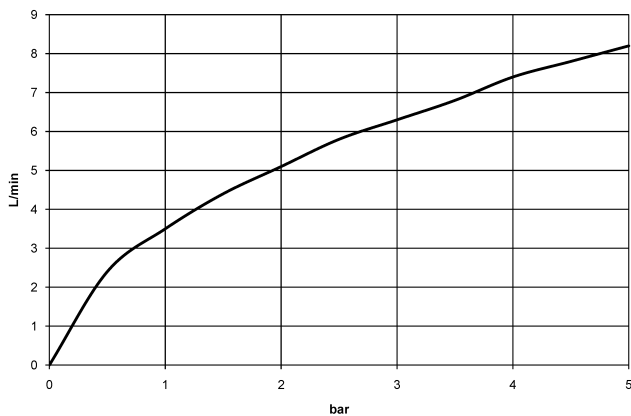
MEM

44 521 782

mm [inches]  
1:5



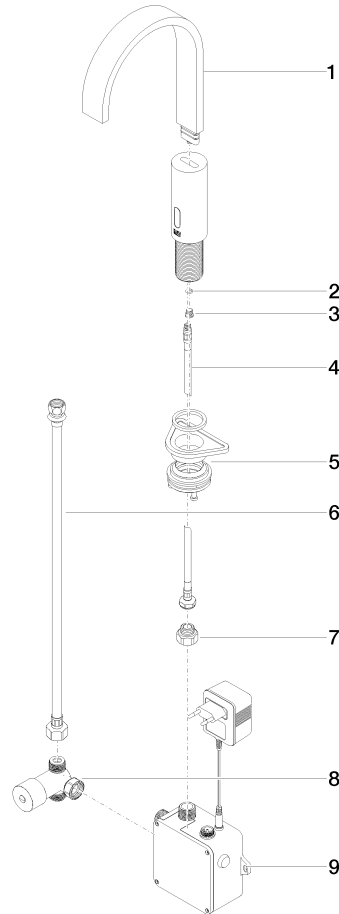
**Flow rate chart**



**Certificates**

Belgaqua\_23-210- 27\_1. LGA\_38246. WRAS\_2211011.

44 521 782



### Spare parts list

No.	Item Number	Name	Quantity used	Delivery time
1	90 28 22 373 00-00	spout	1	10
2	09 14 10 132 90	seal	1	2
3	09 31 20 027 10-00	plug	1	10
4	04 30 04 100 00 90	hose	2	2
5	04 23 10 044 08 90	fixing set	1	2
6	12 506 970 90	High pressure hoses -	1	2
7	09 24 03 185-00	nipple	1	10
8	90 30 50 081 00 90	valve	1	2
9	90 10 01 247 00 90	valve box	1	10